

# THE GIRL FROM IPANEMA

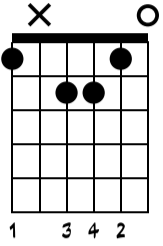
ARR. CRAIG W. SMITH

STANDARD TUNING

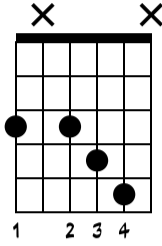
LATIN ♩ = 90

## A CHORUS

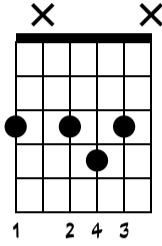
FMA7



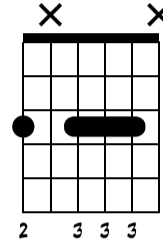
G7ADD13



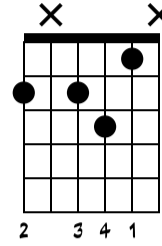
G7



Gm7



Gb7#11



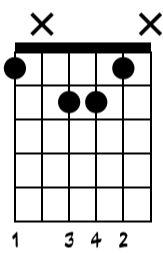
12-GUIT.

Musical notation for the first five measures of the A Chorus. The top staff shows the melody in treble clef with a key signature of one flat and a 3/4 time signature. The bottom staff shows the guitar accompaniment with fret numbers and fingering. Measure 1: FMA7 chord, melody starts on F4. Measure 2: G7ADD13 chord, melody starts on G4. Measure 3: G7 chord, melody starts on G4. Measure 4: Gm7 chord, melody starts on G4. Measure 5: Gb7#11 chord, melody starts on Gb4.

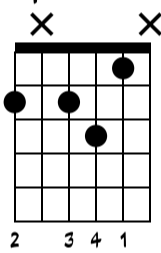
## 1. 2. B VERSE

1.

FΔ

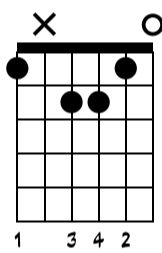


Gb7#11

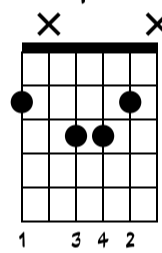


2.

FΔ

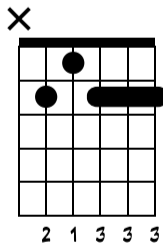


GbΔ

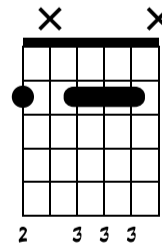


Musical notation for measures 4, 5, and 6 of the B Verse. Measure 4: FΔ chord, melody starts on F4. Measure 5: Gb7#11 chord, melody starts on Gb4. Measure 6: FΔ chord, melody starts on F4. Measure 6: GbΔ chord, melody starts on Gb4.

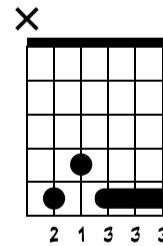
B9



Gbm7



D9



Musical notation for measures 7, 8, and 9. Measure 7: B9 chord, melody starts on B4. Measure 8: Gbm7 chord, melody starts on Gb4. Measure 9: D9 chord, melody starts on D4.

**G7** **E<sup>b</sup>9** **A7** **D7<sup>b</sup>9**

10 11 12

3 3 3 6 5 5 5 4 5 4 5

**A CHORUS**

**G7** **C7<sup>b</sup>9** **F<sup>Δ</sup>** **G13** **G7**

13 14 15

3 2 3 2 0 1 2 2 5 4 3 3 3 3

**G7** **G<sup>b</sup>7<sup>#</sup>11** **F<sup>Δ</sup>** **G<sup>b</sup>7<sup>#</sup>11** **F<sup>Δ</sup>** **G<sup>b</sup>7<sup>#</sup>11**

16 17 18

3 1 2 2 1 2 1 3 2 2 1 2 1 2 2